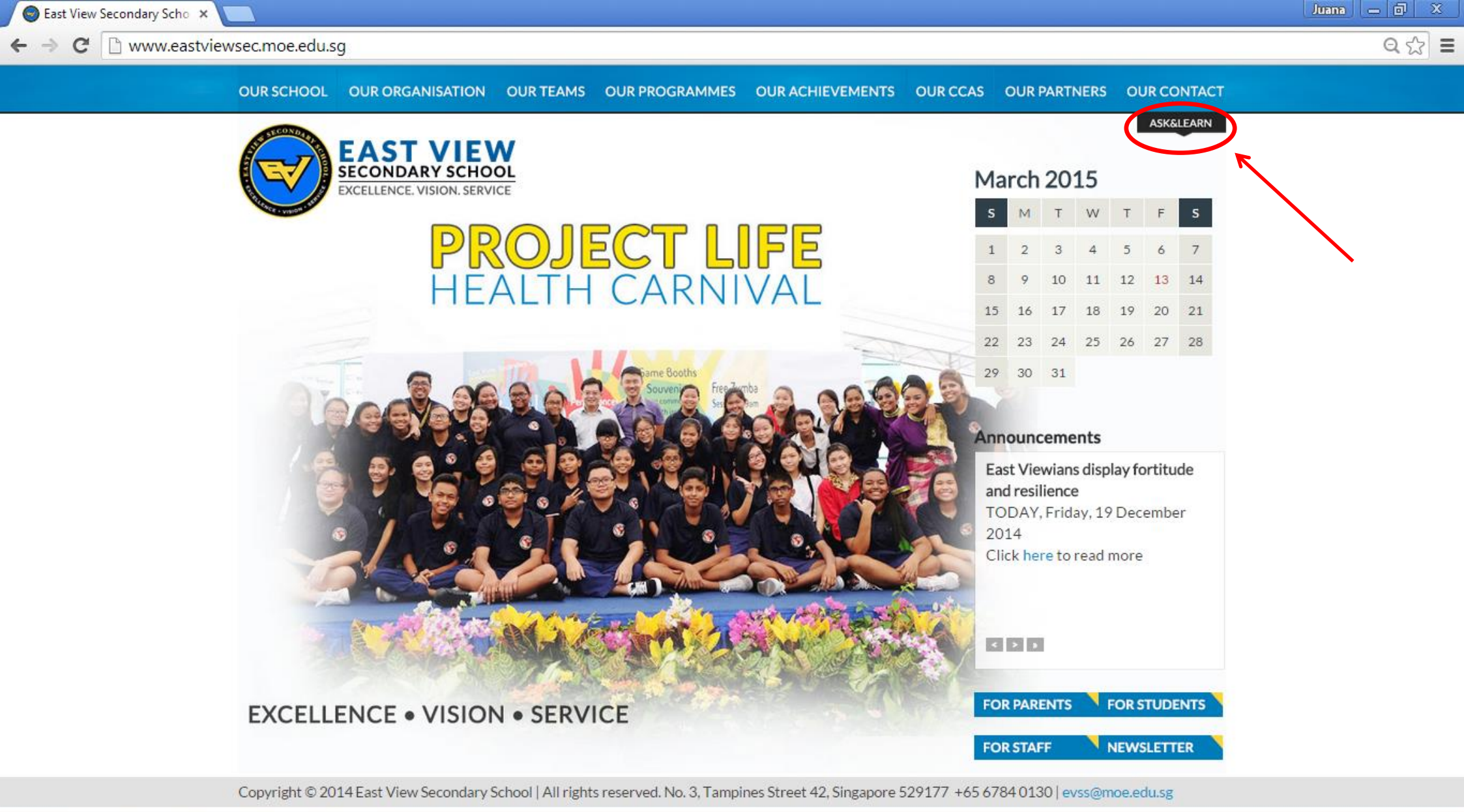


# Travel Declaration Guide

in AsknLearn

Note: **All students** who are travelling to another country are required to submit the travel declaration form.




Go to [www.eastviewsec.moe.edu.sg](http://www.eastviewsec.moe.edu.sg) and click on the **ASK&LEARN** bar at the top right corner of the webpage to be redirected to AsknLearn portal

East View Secondary Scho x ASKLearn™ Learning Mai x Juana

https://lms.asknlearn.com/EVSS/logon\_new.aspx


# Announcement

What's New



LEARN BASIC TYPING AVAILABLE NOW UNDER PRI 1 AND PRI 2 CONTENT

Available on the App Store GET IT ON Google play



EAST VIEW SECONDARY SCHOOL  
EXCELLENCE . VISION . SERVICE

## School login

[Click here to login as a parent](#)

User ID:

Password:

Sign In

[Retrieve your password.](#) ?

[Check if my computer is ready.](#) i

### Getting Help and Support

If you need help using the portal, please refer to:  
[Student's Guide](#) | [Teacher's Guide](#)

+65 6777 9661  
(Monday - Friday: 7.30am - 6.00pm)

[lmssupport@wizlearn.com](mailto:lmssupport@wizlearn.com)

Log in to your **AsknLearn** account and enter the correct User ID and Password

Current Tasks Date DESC [Search] Change View: [List] [Grid]

All Subjects

-- There is no task available --

0 Task(s) in current page

Announcement

You have 0 announcement(s)

There are no announcements available

Hide

My Tasks

You have 0 tasks

Hide

My Teachers

Hide











My Tools

- No tools available -

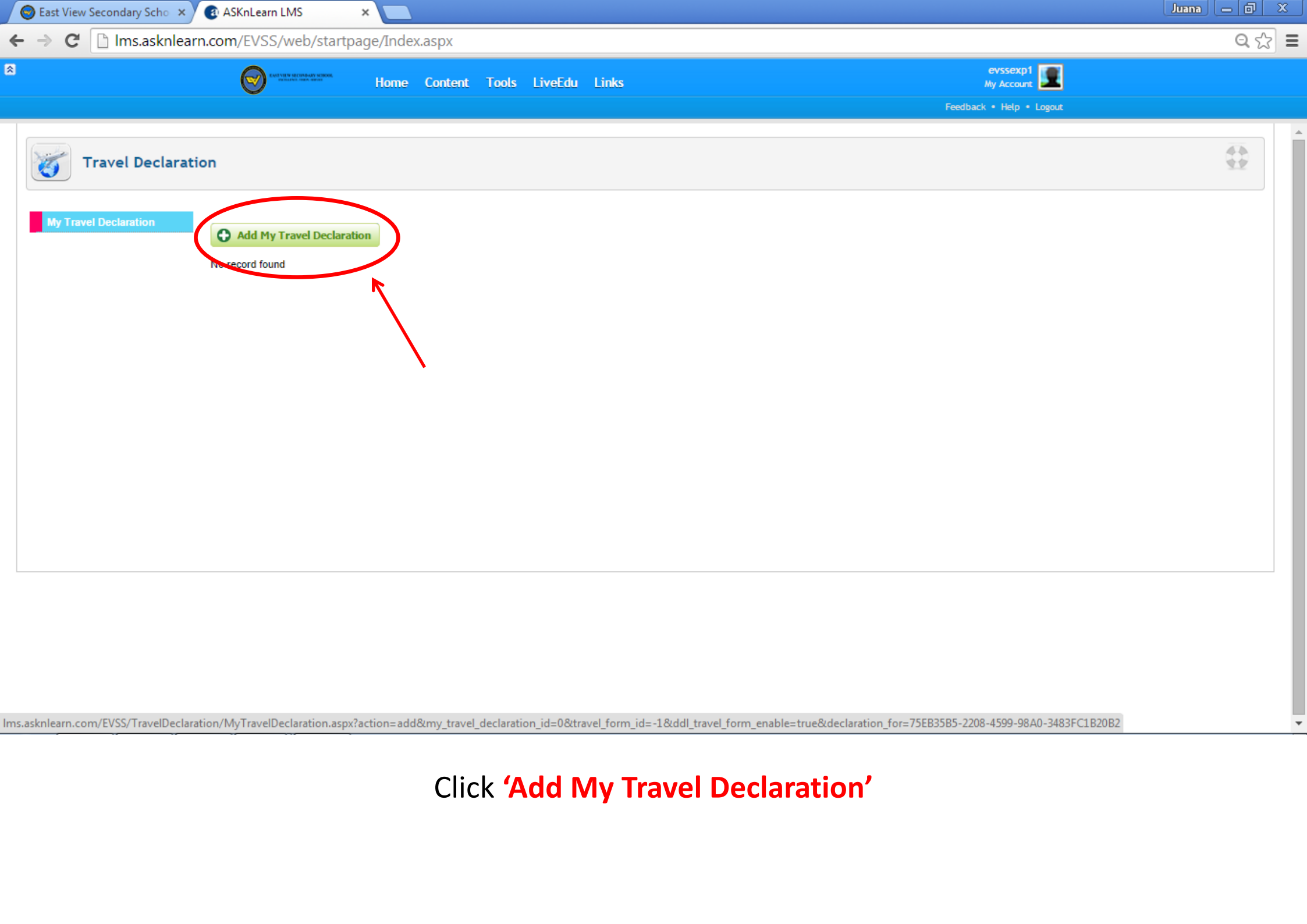
- Add more tools

Hide

Click on **'Tools'**

 <b>CCA Selection</b> CCA Management for Schools	 <b>Course Selection</b> Booking of courses
 <b>eStreaming</b> Create eStreaming for parents and students to select the subject combination choices	 <b>Good Deed Portal</b> Nominate and appraise students for positive actions
 <b>NYAA</b> Track students' progress and achievement	 <b>Report Jobs</b> Report Jobs
 <b>Student Profiling(New)</b> Maintaining records of user's personal and family information	 <b>Suggestion Space</b> For sending suggestions and feedback
 <b>Task Search</b> Search the system for the tasks and activities assigned to users	 <b>Travel Declaration</b> Declare your holiday destination (for crisis management)

Choose the **'Travel Declaration'** tool



Click **'Add My Travel Declaration'**

Add My Travel Declaration  
<< Back To My Travel Declaration

**Travel Form** Self-declaration Travel Plan \*

Travelling  Yes  No \*

Start Date  \*

End Date  \*

Country - Please select one - \*

City - Please select one - \*

Destination Address

Overseas Contact Number (Hotel Phone/Overseas Mobile)  \*

Mode of Travel (If by Air, state flight number)

Purpose of Travel / Remark

Parents / Guardian  \*

Parents / Guardian Contact Number  \*

Transit Info [Add Transit Info](#)



Step 1) Choose Self-declaration Travel Plan under the Travel Form option

Add My Travel Declaration

<< Back To My Travel Declaration

Travel Form	Self-declaration Travel Plan *
Travelling	<input checked="" type="radio"/> Yes <input type="radio"/> No *
Start Date	<input type="text"/> *
End Date	<input type="text"/> *
Country	- Please select one - *
City	- Please select one - *
Destination Address	<input type="text"/>
Overseas Contact Number (Hotel Phone/Overseas Mobile)	<input type="text"/> *
Mode of Travel (If by Air, state flight number)	<input type="text"/>
Purpose of Travel / Remark	<input type="text"/>
Parents / Guardian	<input type="text"/> *
Parents / Guardian Contact Number	<input type="text"/> *
Transit Info	<a href="#">+ Add Transit Info</a>

Step 2) If **you are travelling** to another country, please choose **Yes** and complete the form



East View Secondary Scho x ASKLearn LMS x Juana

lms.asknlearn.com/EVSS/web/startpage/Index.aspx

Home Content Tools LiveEdu Links evssexp1 My Account Feedback Help Logout

End Date

Country - Please select one \*

City - Please select one \*

Destination Address

Overseas Contact Number (Hotel Phone/Overseas Mobile) \*

Mode of Travel (If by Air, state flight number)

Purpose of Travel / Remark

Parents / Guardian \*

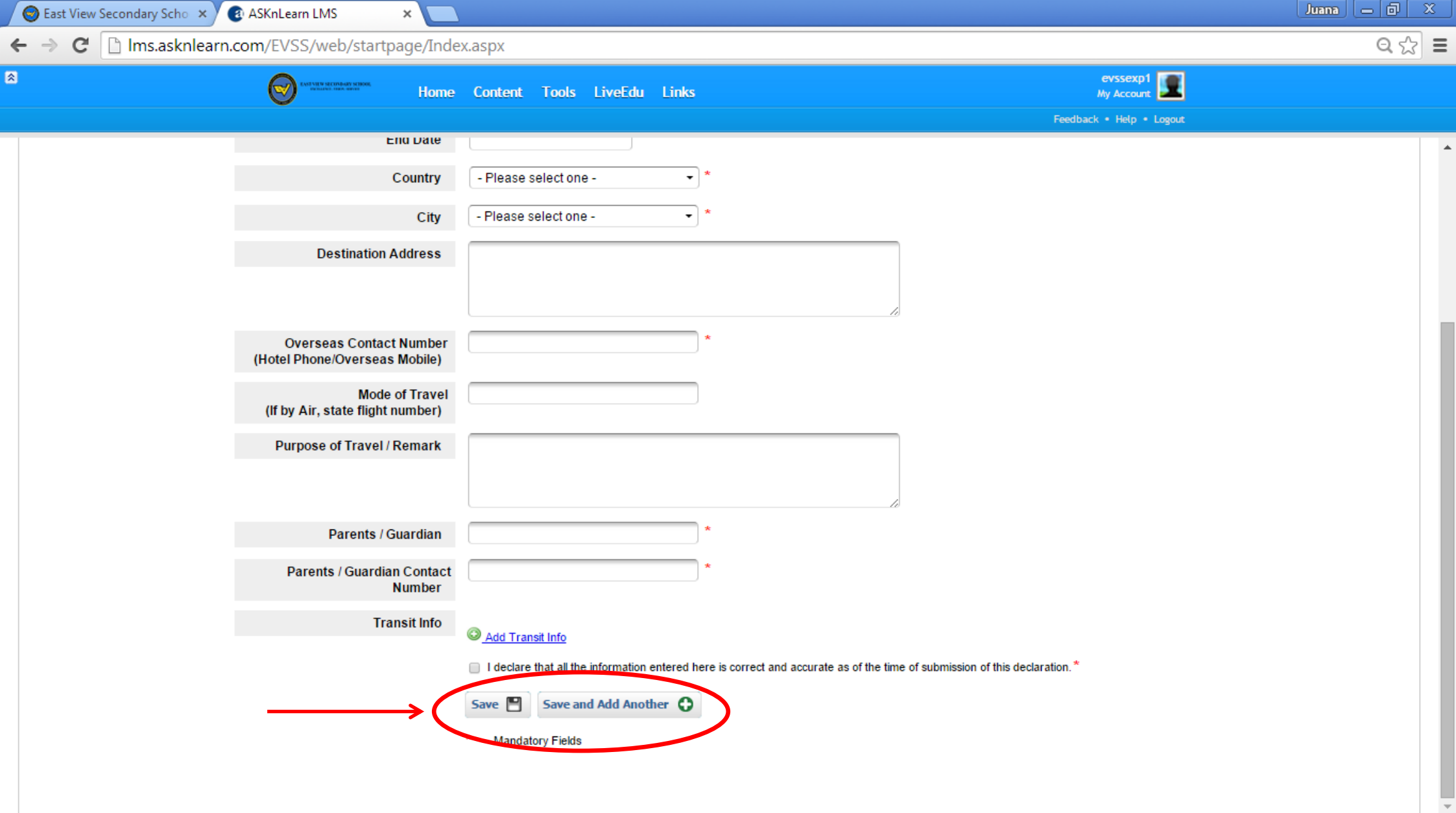
Parents / Guardian Contact Number \*

Transit Info [Add Transit Info](#)

I declare that all the information entered here is correct and accurate as of the time of submission of this declaration. \*

[Save](#) [Save and Add Another](#)

Mandatory Fields



Step 4) After completing the form, click **Save**

\* Only choose **Save and Add Another** if you are travelling to another country and would like to submit another travel declaration form

 Travel Declaration

My Travel Declaration

[+ Add My Travel Declaration](#)

No.	Travel Form	Start Date	End Date	Travelling	Travel Start Date	Travel End Date	Country	City	Destination Address	Overseas Contact Number	Mode of Travel	Purpose of Travel / Remark	Next of Kin	Next of Kin Contact Number	Transit Info	Created By	Created Date	Updated By	Updated Date
1.	My Travel Plan			Yes	10 Mar 2015	11 Mar 2015	Malaysia	Kuala Lumpur		912345678			evssexp1	912345678		evssexp1	13 Mar 2015 10:02:18 AM		

javascript:WebForm\_DoPostBackWithOptions(new WebForm\_PostBackOptions("ctl00\$content\_place\_holder\$btn\_save", "", true, "vg\_save\_update", "", false, true))

You will be able to see **all** your travel declaration forms if you have submitted successfully